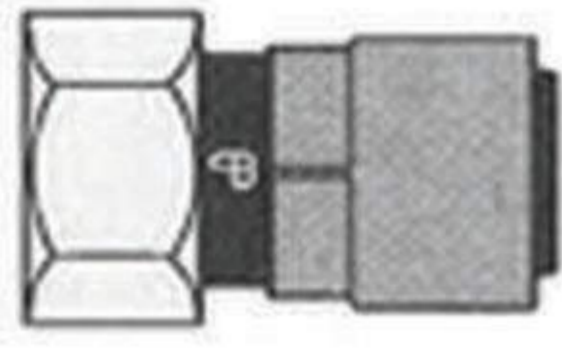










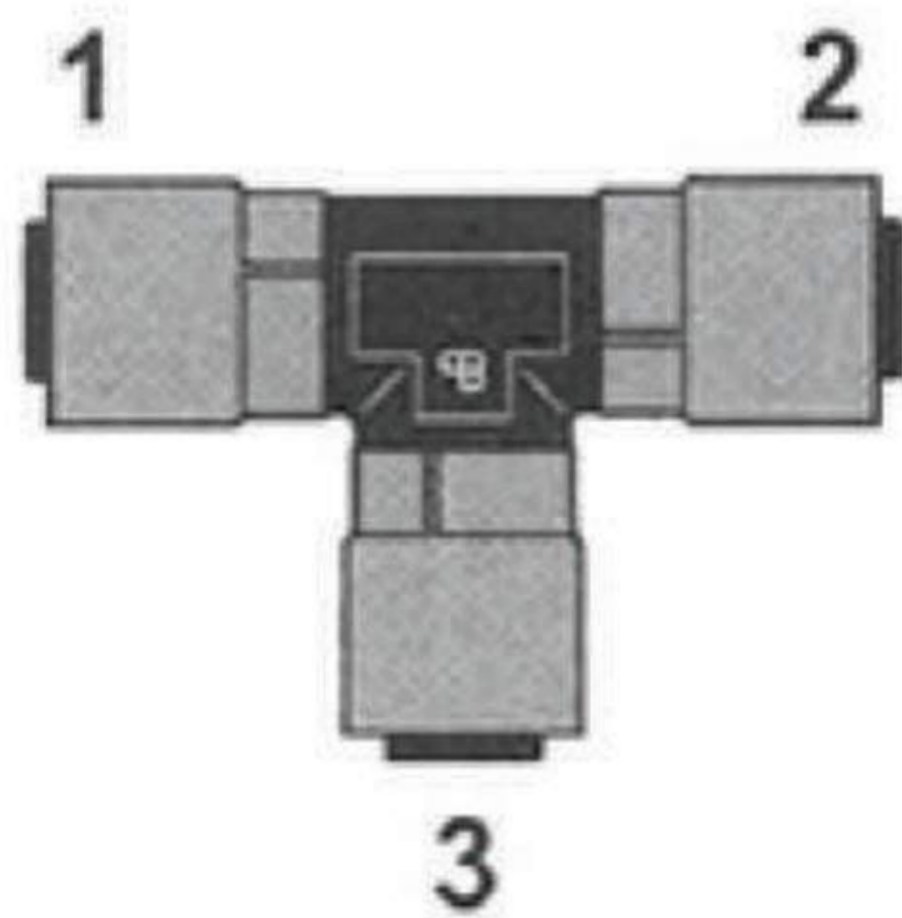


COLD WATER PIPING SYSTEM

	CODE	DESCRIPTION	SRP
STRAIGHT FEMALE SWIVEL 	SF-6B	STRAIGHT FEMALE SWIVEL UNION 1/2 BSPT X 20	211.75
	SF-7B	STRAIGHT FEMALE SWIVEL UNION 1/2 BSPT X 25	252.00
	SF-6C	STRAIGHT FEMALE SWIVEL UNION 3/4 BSPT X 20	252.00
	SF-7C	STRAIGHT FEMALE SWIVEL UNION 3/4 BSPT X 25	262.00
	SF-9C	STRAIGHT FEMALE SWIVEL UNION 3/4 BSPT X 32	302.75
	SF-9D	STRAIGHT FEMALE SWIVEL UNION 1" BSPT X 32	332.50
STRAIGHT MALE 	SM-6B	STRAIGHT MALE 1/2 BSPT X 20	141.75
	SM-7B	STRAIGHT MALE 1/2 BSPT X 25	161.00
	SM-6C	STRAIGHT MALE 3/4 BSPT X 20	141.75
	SM-7C	STRAIGHT MALE 3/4 BSPT X 25	161.00
	SM-9C	STRAIGHT MALE 3/4 BSPT X 32	262.50
	SM-9D	STRAIGHT MALE 1" BSPT X 32	262.50
STRAIGHT HOSE PLATE 	SFL-6B	STRAIGHT HOSE PLATE 1/2 BSPT X 20	192.50
TANK CONNECTOR MALE 	SMTC-7C	TANK CONNECTOR MALE 3/4 BSPT X 25	201.25
BARREL NIPPLE 	BN-421	BARREL NIPPLE 1/2 BSPT X 1/2 BSPT	105.00
	BN-422	BARREL NIPPLE 1/2 BSPT X 3/4 BSPT	105.00
	BN-423	BARREL NIPPLE 3/4 BSPT X 3/4 BSPT	105.00
PIPE END PLUG 	PEP-6	PIPE END PLUG 20	31.50
	PEP-7	PIPE END PLUG 25	91.00
	PEP-9	PIPE END PLUG 32	101.50
FITTING PLUG 	FP-B	FITTING PLUG 1/2 BSPT	71.75
PIPE CLIP 	PC 433	PIPE CLIP FOR 20 (1/2) PIPE	19.25
TEE FEMALE ADAPTOR 	TFA 20	TEE FEMALE ADAPTOR 1/2 X 20 X 20	483.00
	TFA 25	TEE FEMALE ADAPTOR 3/4 X 25 X 25	544.25
	TFA 32	TEE FEMALE ADAPTOR 1" X 32 X 32	764.75
POLYETHYLENE PIPE 	HE 20	POLYETHYLENE PIPE 20 (1/2") x 5 Meters	455.00
	HE 25	POLYETHYLENE PIPE 25 (3/4") x 5 Meters	656.05
	HE 32	POLYETHYLENE PIPE 32 (1") x 5 Meters	857.00
BUTELINE CLAMP 	CT-6	BUTELINE CLAMP TOOL 20 (1/2")	3,500.00
	CT-7	BUTELINE CLAMP TOOL 25 (3/4)	3,500.00
	CT-8	BUTELINE CLAMP TOOL 32 (1")	3,500.00

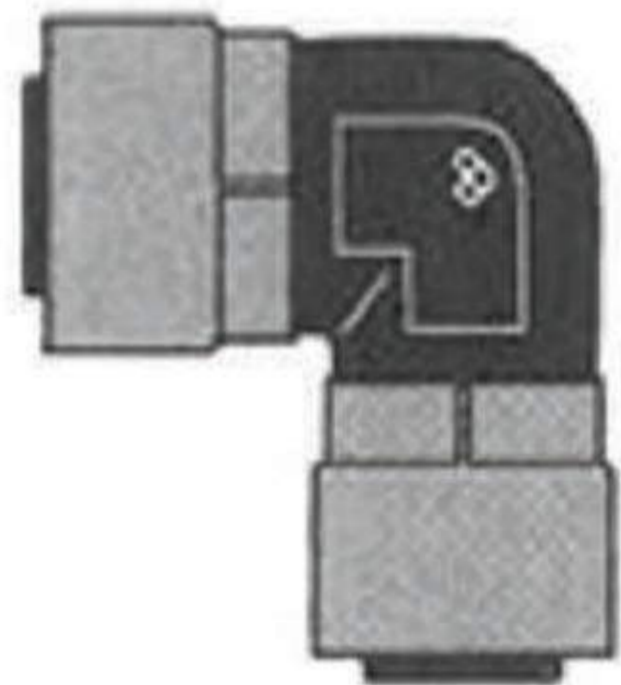
COLD WATER PIPING SYSTEM

TEE




CODE	DESCRIPTION	SRP
TE-666	TEE 20 X 20 X 20	171.50
TE-777	TEE 25 X 25 X 25	192.50
TE-999	TEE 32 X 32 X 32	353.50
TR-776	TEE REDUCER 25 X 25 X 20	192.50
TR-766	TEE REDUCER 25 X 20 X 20	192.50
TR-767	TEE REDUCER 25 X 20 X 25	192.50
TR-996	TEE REDUCER 32 X 32 X 20	353.50
TR-997	TEE REDUCER 32 X 32 X 25	353.50
TR-977	TEE REDUCER 32 X 25 X 25	353.50
TR-979	TEE REDUCER 32 X 25 X 32	353.50

ELBOW



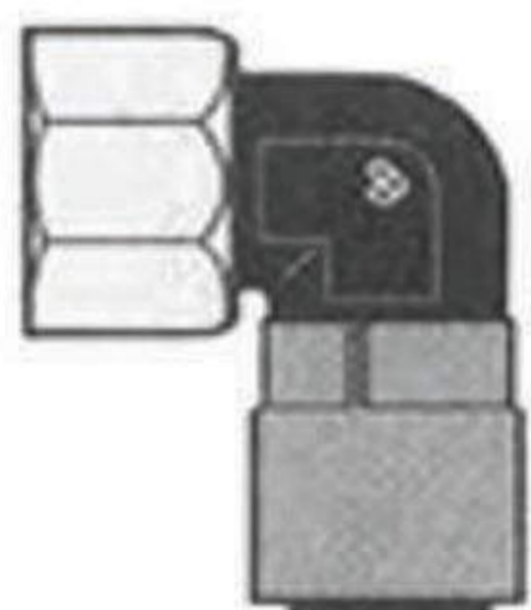
EE-66	ELBOW 20 X 20	141.75
EE-77	ELBOW 25 X 25	161.00
EE-99	ELBOW 32 X 32	222.25
ER-76	ELBOW REDUCER 25 X 20	161.00
ER-96	ELBOW REDUCER 32 X 20	222.25
ER-97	ELBOW REDUCER 32 X 25	222.25

TEE MALE




TM-66B	TEE MALE 1/2 BSPT X 20 X 20	171.50
TM-77C	TEE MALE 3/4 BSPT X 25 X 25	192.50
TM-99C	TEE MALE 3/4 BSPT X 32 X 32	353.50

ELBOW FEMALE SWIVEL



EF-6B	ELBOW FEMALE SWIVEL UNION 1/2 BSPT X 20	211.75
EF-7B	ELBOW FEMALE SWIVEL UNION 1/2 BSPT X 25	252.00
EF-6C	ELBOW FEMALE SWIVEL UNION 3/4 BSPT X 20	252.00
EF-7C	ELBOW FEMALE SWIVEL UNION 3/4 BSPT X 32	262.50
EF-9C	ELBOW FEMALE SWIVEL UNION 3/4 BSPT X 32	262.50
EF-9D	ELBOW FEMALE SWIVEL UNION 1" BSPT X 32	262.50

ELBOW MALE




EF-6B	ELBOW MALE 1/2 BSPT X 20	141.75
EF-7B	ELBOW MALE 1/2 BSPT X 25	161.00
EF-6C	ELBOW MALE 3/4 BSPT X 20	141.75
EF-7C	ELBOW MALE 3/4 BSPT X 25	161.00
EF-9C	ELBOW MALE 3/4 BSPT X 32	262.50
EF-9D	ELBOW MALE 1" BSPT X 32	262.50

ELBOW LUGGED



EFL-6B	ELBOW LUGGED 1/2 BSPT X 20	192.50
--------	----------------------------	--------

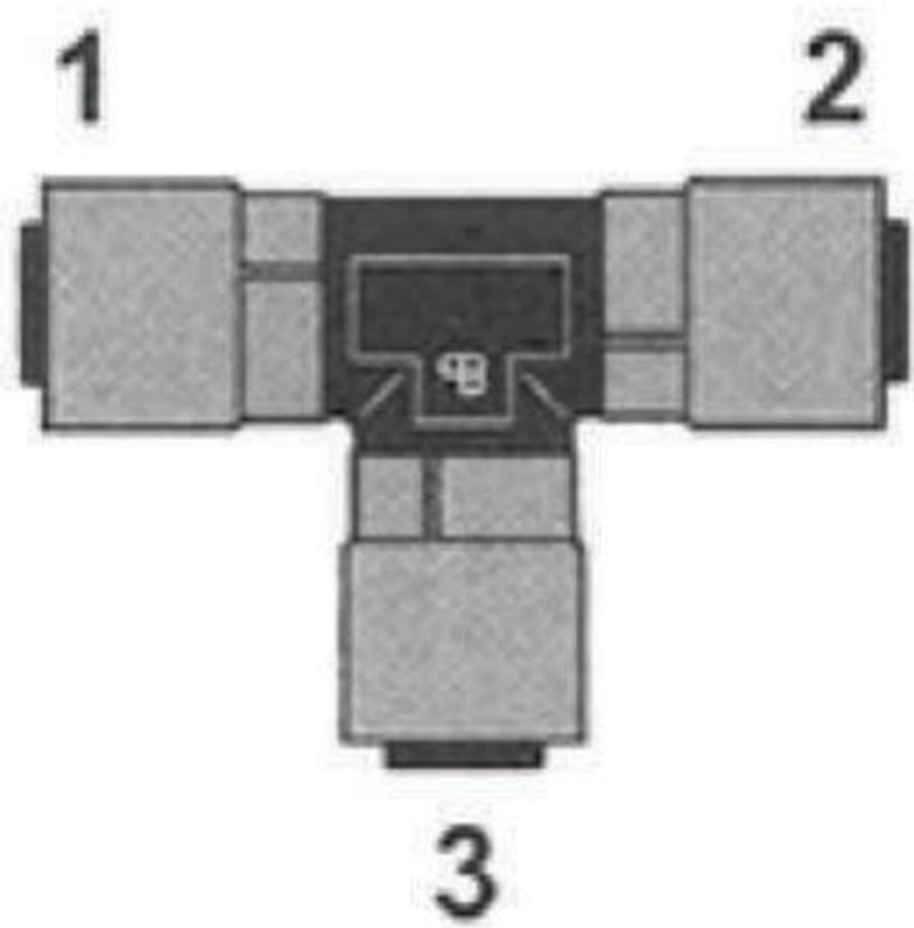
STRAIGHT INLINE COUPLING



SE-66	STRAIGHT INLINE COUPLING 20 X 20	141.75
SE-77	STRAIGHT INLINE COUPLING 25 X 25	161.00
SE-99	STRAIGHT INLINE COUPLING 32 X 32	222.25
SR-76	STRAIGHT REDUCER COUPLING 25 X 20	161.00
SR-96	STRAIGHT REDUCER COUPLING 32 X 20	222.25
SR-97	STRAIGHT REDUCER COUPLING 32 X 25	222.25

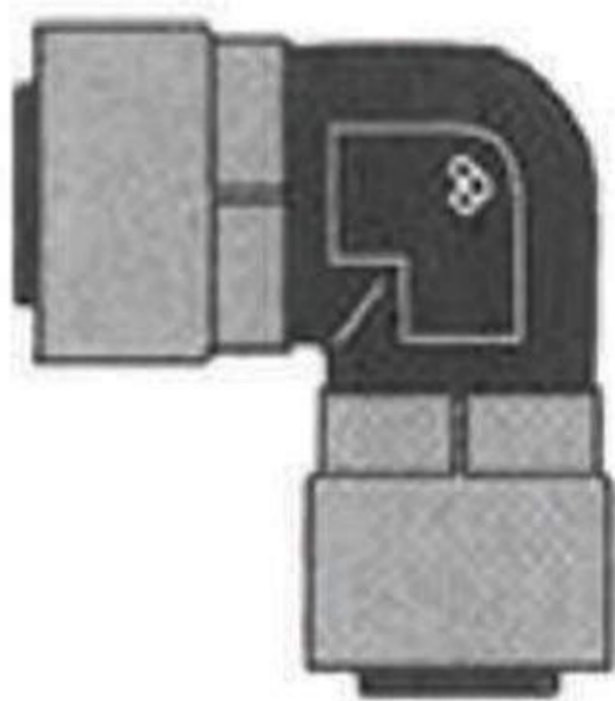
HOT & COLD WATER PIPING SYSTEM

TEE



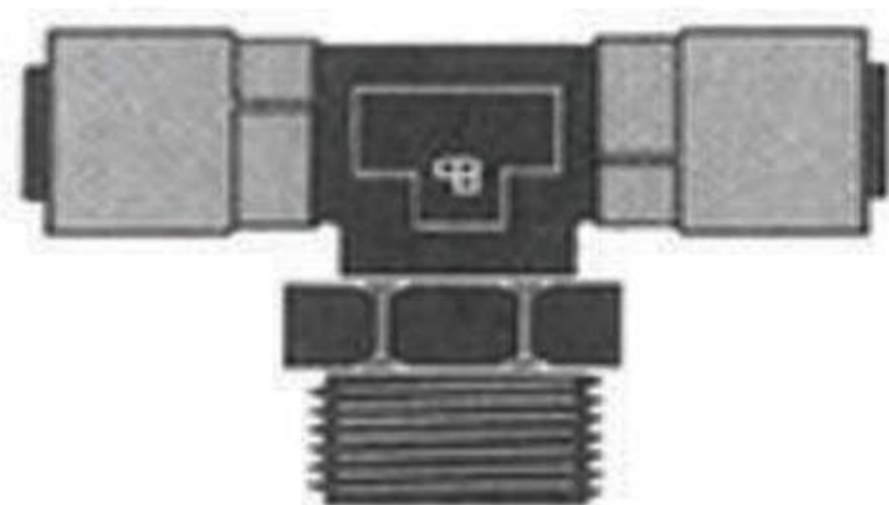
CODE	DESCRIPTION	SRP
T302	TEE 18 X 18 X 18	171.50
T304	TEE 22 X 22 X 22	192.50
T305	TEE 28 X 28 X 28	353.50
TR324	TEE REDUCER 18 X 18 X 22	171.50
TR328	TEE REDUCER 22 X 22 X 18	171.50
TR329	TEE REDUCER 22 X 18 X 18	171.50
TR330	TEE REDUCER 28 X 28 X 22	171.50
TR334	TEE REDUCER 28 X 28 X 22	353.50
TR336	TEE REDUCER 28 X 22 X 28	353.50
TR337	TEE REDUCER 28 X 28 X 18	353.50

ELBOW



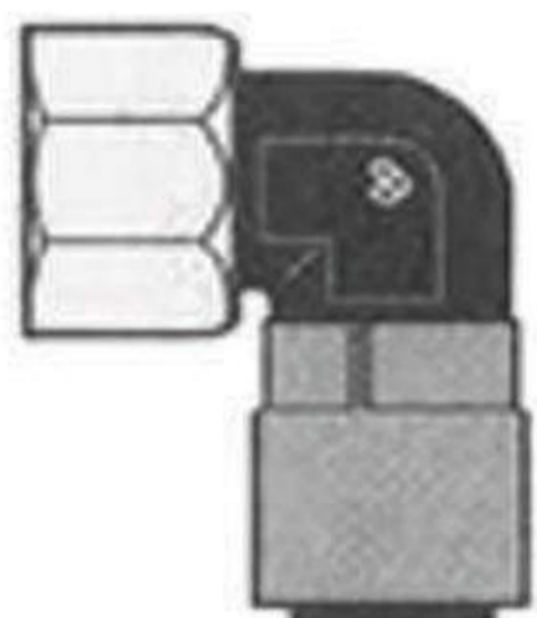
E202	ELBOW 18 X 18	141.75
E204	ELBOW 22 X 22	161.00
E205	ELBOW 28 X 28	222.25
ER224	ELBOW REDUCER 28 X 22	222.25

TEE MALE




TM362	TEE MALE 1/2 BSPT X 18 X 18	171.50
TM364	TEE MALE 3/4 BSPT X 22 X 22	192.50
TM365	TEE MALE 3/4 BSPT X 18 X 18	171.50

ELBOW FEMALE SWIVEL



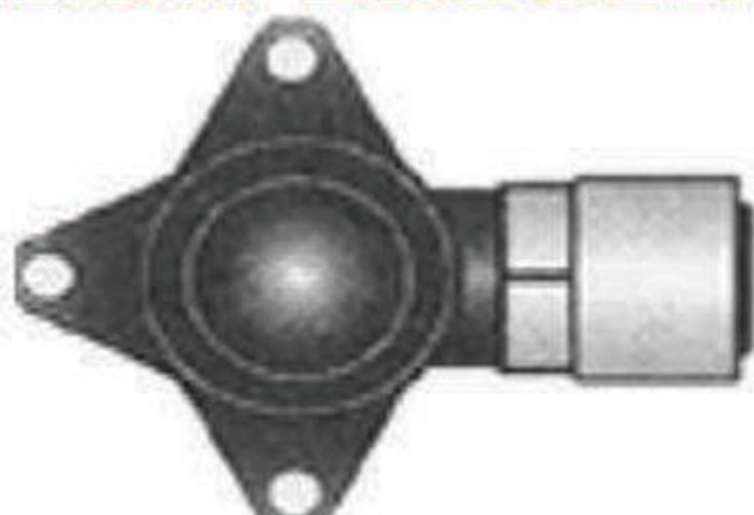
EF242	ELBOW FEMALE SWIVEL UNION 1/2 BSPT X 18	211.75
EF244	ELBOW FEMALE SWIVEL UNION 1/2 BSPT X 22	211.75
EF253	ELBOW FEMALE SWIVEL UNION 3/4 BSPT X 22	211.75
EF254	ELBOW FEMALE SWIVEL UNION 3/4 BSPT X 28	211.75
EF-255	ELBOW FEMALE SWIVEL UNION 1" BSPT X 28	322.50

ELBOW MALE




EM262	ELBOW MALE 1/2 BSPT X 18	141.75
EM264	ELBOW MALE 1/2 BSPT X 22	161.00
EM273	ELBOW MALE 3/4 BSPT X 22	161.00
EM274	ELBOW MALE 3/4 BSPT X 28	262.50
EM275	ELBOW MALE 3/4 BSPT X 28	262.50

ELBOW LUGGED



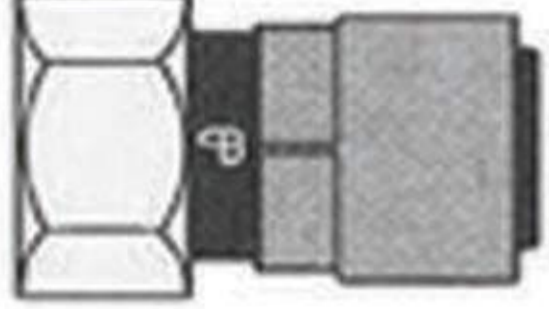
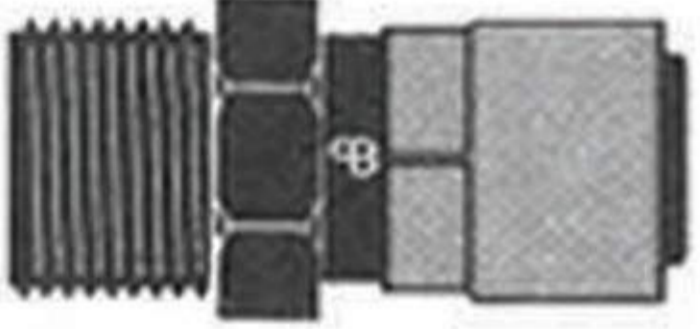









EFL282	ELBOW LUGGED 1/2 BSPT X 18	192.50
EFL284	ELBOW LUGGED 1/2 BSPT X 22	241.50
EFL287	ELBOW LUGGED 3/4 BSPT X 22	252.00

STRAIGHT INLINE COUPLING



S102	STRAIGHT INLINE COUPLING 18 X 18	141.75
S104	STRAIGHT INLINE COUPLING 22 X 22	161.00
S105	STRAIGHT INLINE COUPLING 28 X 28	222.25
SR123	STRAIGHT REDUCER COUPLING 22 X 18	141.75
SR124	STRAIGHT REDUCER COUPLING 22 X 20	161.00
SR125	STRAIGHT REDUCER COUPLING 28 X 22	222.25

HOT & COLD WATER PIPING SYSTEM

	CODE	DESCRIPTION	SRP
STRAIGHT FEMALE SWIVEL 	SF143	STRAIGHT FEMALE SWIVEL UNION 1/2 BSPT X 18	191.50
	SF145	STRAIGHT FEMALE SWIVEL UNION 1/2 BSPT X 22	211.75
	SF151	STRAIGHT FEMALE SWIVEL UNION 3/4 BSPT X 18	211.75
	SF153	STRAIGHT FEMALE SWIVEL UNION 3/4 BSPT X 22	211.75
	SF154	STRAIGHT FEMALE SWIVEL UNION 3/4 BSPT X 28	302.75
	SF155	STRAIGHT FEMALE SWIVEL UNION 1" BSPT X 28	332.50
STRAIGHT MALE 	SM162	STRAIGHT MALE 1/2 BSPT X 18	141.75
	SM164	STRAIGHT MALE 1/2 BSPT X 22	161.00
	SM171	STRAIGHT MALE 3/4 BSPT X 18	141.75
	SM173	STRAIGHT MALE 3/4 BSPT X 22	161.00
	SM174	STRAIGHT MALE 3/4 BSPT X 28	262.50
	SM175	STRAIGHT MALE 1" BSPT X 28	262.50
STRAIGHT HOSE PLATE 	SFL182	STRAIGHT HOSE PLATE 1/2 BSPT X 18	192.50
TANK CONNECTOR MALE 	TCM193	TANK CONNECTOR MALE 3/4 BSPT X 22	201.25
BARREL NIPPLE 	BN421	BARREL NIPPLE 1/2 BSPT X 1/2 BSPT	105.00
	BN422	BARREL NIPPLE 1/2 BSPT X 3/4 BSPT	105.00
	BN423	BARREL NIPPLE 3/4 BSPT X 3/4 BSPT	105.00
PIPE END PLUG 	PEP402	PIPE END PLUG 18	31.50
	PEP404	PIPE END PLUG 22	91.00
	PEP405	PIPE END PLUG 28	101.50
FITTING PLUG 	FP412	FITTING PLUG 1/2 BSPT	71.75
PIPE CLIP 	PC433	PIPE CLIP FOR 18 (1/2) PIPE	15.75
	PC434	PIPE CLIP FOR 22 (3/4) PIPE	17.50
POLYETHYLENE PIPE 	BL18	POLYETHYLENE PIPE 18 (1/2") x 5 Meters	560.00
	BL22	POLYETHYLENE PIPE 22 (3/4") x 5 Meters	708.75
	BL28	POLYETHYLENE PIPE 28 (1") x 5 Meters	1207.50
BUTELINE CLAMP 	CT482	BUTELINE CLAMP TOOL 18 (1/2")	3,500.00
	CT484	BUTELINE CLAMP TOOL 22 (3/4)	3,500.00
	CT485	BUTELINE CLAMP TOOL 28 (1")	3,500.00
	PCUTTER	SPECIAL PIPE CUTTER	550.00 L-25%